



NOTE: Retain this sheet for future reference

Model No. FW350016/17

This unit has been listed by Warnock Hersey Limited to meet or exceed CSA B366.2 ULC S-627 Canada

6" Flue Required

Figure A: Clearance from combustible constructions

A minimum clearance of 18" (457mm) to the chimney connector may be required by the authority having jurisdiction.

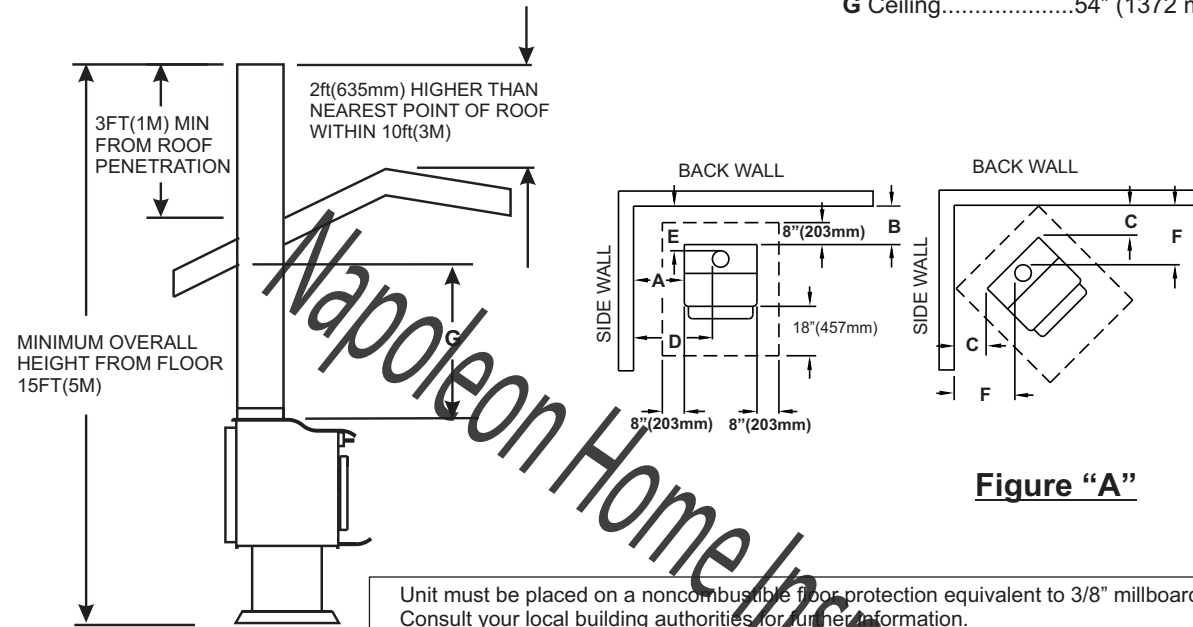
From Heater

From Chimney Connector

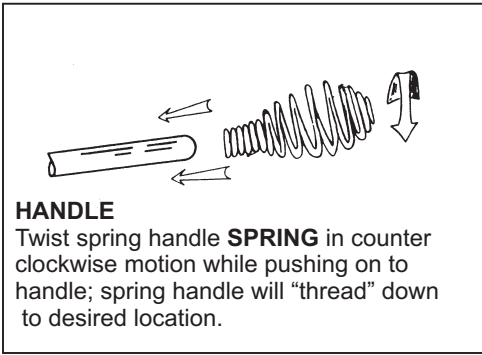
- A Sidewall.....20" (508 mm)
- B Backwall.....8" (203 mm)
- C Corner.....10" (254 mm)

- D Sidewall.....29" (737 mm)
- E Backwall.....11" (279 mm)
- F Corner.....18" (457 mm)
- G Ceiling.....54" (1372 mm)

Contact your local building inspector prior to installation. A permit maybe required in your area.



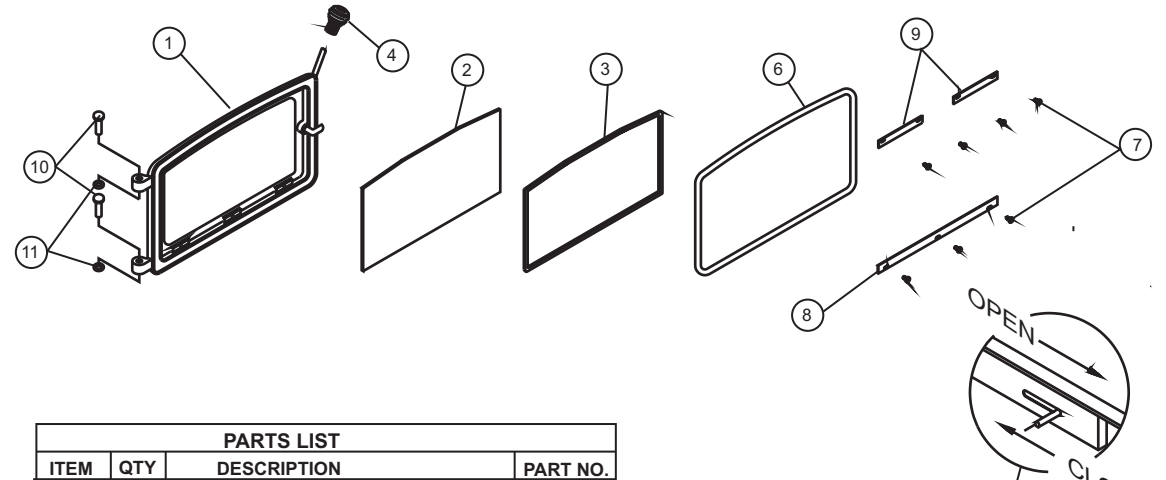
Napoleon Home Inspections



CAUTION: Do not open the door to a point where it would be in contact with the combustible sidewall.

OPTIONAL FAN
An optional heat exchange blower is available for this wood burning appliance. To order please see the local dealer where you purchased your appliance.

CAUTION: BRICK FOR ASH DRAWER MUST BE INSTALLED BEFORE OPERATION OF WOOD HEATER



PARTS LIST			
ITEM	QTY	DESCRIPTION	PART NO.
1	1	DOOR ASSEMBLY - BLACK	S31139
1	1	DOOR ASSEMBLY - GOLD	S31168
1	1	DOOR (NO GLASS) - BLACK	S41091
1	1	DOOR (NO GLASS) - GOLD	S41164
2&3	1	GLASS AND GASKET	S31141
3	4.3ft	1/8" GLASS GASKET	S15001
4	1	SPRING HANDLE	S11007
5	1	AIR CONTROL SPRING HANDLE	S11008
6	5.1ft	5/8" DOOR GASKET	S15011
7	7	SCREW	S11086
8	1	GLASS CLIP	S37026
9	2	GLASS CLIP	S37018
10	2	HINGE PIN	S11005
10	2	HINGE PIN - GOLD	S11066
11	2	PUSH NUT	S11090
12	2	FIREBRICK LT 4-1/2"x4-7/16"x1-1/4"	S16046
13	13	FIREBRICK LT 9"x4-7/16"x1-1/4"	S16040
14	2	FIREBRICK LT 7-1/4"x4-7/16"x1-1/4"	S16243
15	1	FIREBRICK FOR ASH DRAWER	S16214
16	1	BAFFLE	S26066

